

## Guide to accessing international macro data using Beyond 20/20 Web Data Server: World Bank World Development Indicators

ESDS International at Mimas, University of Manchester provides support for and access to the key international datasets produced by Inter-Governmental organisations such as the World Bank. The data is accessed via the delivery software Beyond 20/20 Web Data Server (WDS) and is freely available to UK FE and HE.

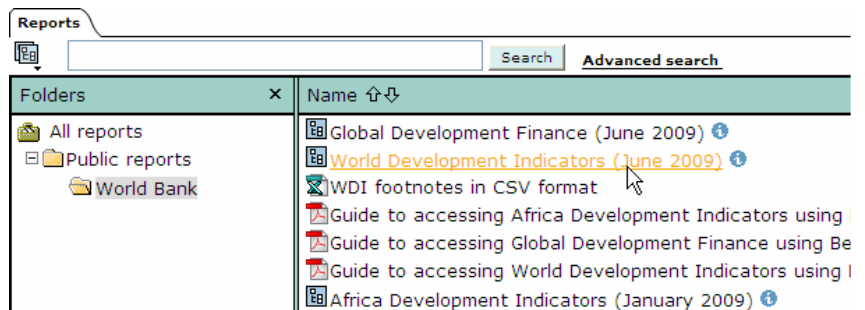
This guide is intended to introduce you to Beyond 20/20 WDS by carrying out a simple research task. The task is: Visualise and download male and female Life expectancy figures in 5 year intervals from 1985 onwards for six regional groups using the World Bank's World Development Indicators (WDI).

### Stage 1: Finding and selecting your data

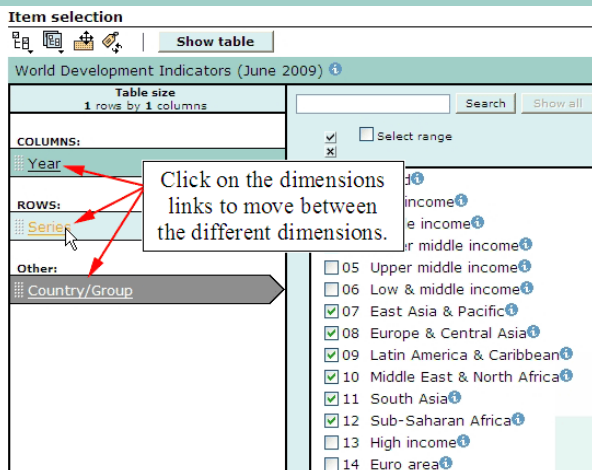
Choose **World Bank data** from the **Direct Links to macro data** drop down list on the ESDS International website. Alternatively use [http://esds.mcc.ac.uk/wds\\_wb/](http://esds.mcc.ac.uk/wds_wb/)

Input **UK HE/FE Institutional username and password** in the login window. (Note: You will be re-directed to online ESDS registration and special conditions if not yet completed).

In the opening **Reports** screen click on **World Development Indicators**



**Tip:** A small blue 'i' icon indicates summary information about a table or dimension item is available.



Scroll down and select the following **Country/Groups** by ticking check boxes:

- 07 East Asia and Pacific
- 08 Europe and Central Asia
- 09 Latin America and Caribbean
- 10 Middle East and North Africa
- 11 South Asia
- 12 Sub-Saharan Africa

Move onto the next dimension **Series** by clicking its name under the heading **Rows**. Type **life expectancy** into the search input box and click **Search**.

Three series will appear -life expectancy figures at birth for female, male and a total. Select the first series, **Life expectancy at birth, female (years)**.

Now select the dimension **Year**.

Scroll down the year items and tick **1985, 1990, 1995, 2000 and 2005**.

You have now completed the Finding and Selecting data stage and can move on to visualising your data.

## Stage 2: Visualising the data

Use the **View as Table** tool at the top of the screen to view the report in table format.

In the default table view, only the data from one Country/Group is shown -use the arrows to scroll through the selected Country/Groups.

Year	1985	1990	1995	2000	2005
Series	↑↓	↑↓	↑↓	↑↓	↑↓
Life expectancy at birth, female (years) (SP.DYN.LE00.FE.IN)	66.66	68.55	70.36	72.13	73.55

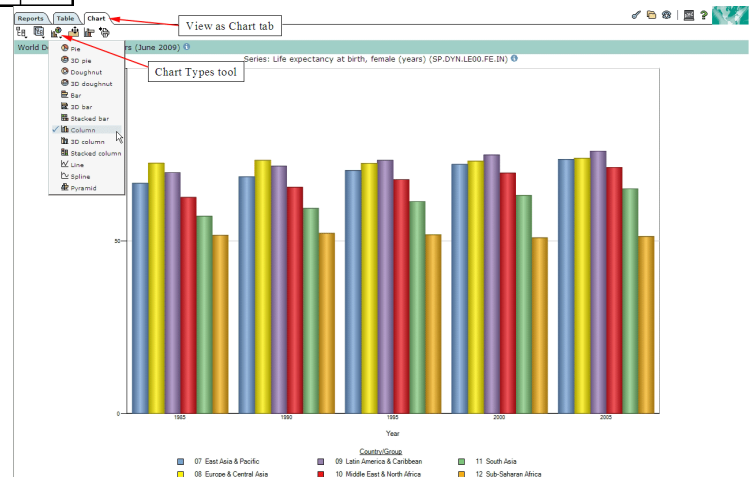
Year	1985	1990	1995	2000	2005
Series	↑↓	↑↓	↑↓	↑↓	↑↓
Life expectancy at birth, female (years) (SP.DYN.LE00.FE.IN)	66.66	68.55	70.36	72.13	73.55

Change the format of the table by dragging and dropping the dimension headings or by using the **Set Dimension Order** icon at the top of the screen.

View the report in chart format by using the **Chart** tab at the top of the screen.

Use the icons at the top of the screen to change chart type and to view a printable version of the chart.

Use **Alt + Print Screen** to save the chart image as right clicking to 'Save picture as' only saves the chart itself and not the chart key or heading.



## Stage 3: Downloading the data:

The report must be in table format to download to your pc. Click the **Table** tab to return to table view.

Use the **Download** icon and select your desired download format -\*ivt, \*csv, or \*xls.

**Congratulations!** You have completed the ESDS International introductory worksheet for Beyond 20/20 WDS using World Bank's WDI. Now you are ready to further explore the functionality of Beyond 20/20 WDS for extracting, manipulating and visualising international data. If you have any queries or feedback, please contact us on [international@esds.ac.uk](mailto:international@esds.ac.uk)

For further information on the topical and geographical coverage of the World Development Indicators -please view our comprehensive dataset user guide on the ESDS International website under **Support > User Guides**

**Note:** All images shown in this worksheet are Copyright © Beyond 20/20Inc. All rights reserved