

Guide to accessing international macro data using Beyond 20/20 Web Data Server: World Bank Global Development Finance

ESDS International at Mimas, University of Manchester provides support for and access to the key international datasets produced by Inter-Governmental organisations such as the World Bank. The data is accessed via the delivery software Beyond 20/20 Web Data Server (WDS) and is freely available to UK FE and HE.

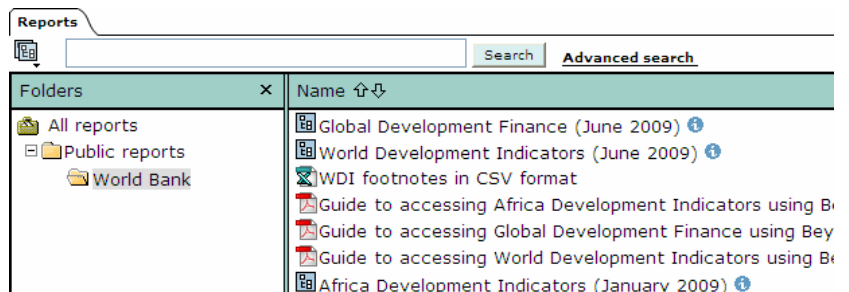
This guide is intended to introduce you to Beyond 20/20 WDS by carrying out a simple research task. The task is: to visualise and download annual debt outstanding figures for all developing countries from 1980 to 2003 using the World Bank's Global Development Finance (GDF) database.

Stage 1: Finding and selecting your data

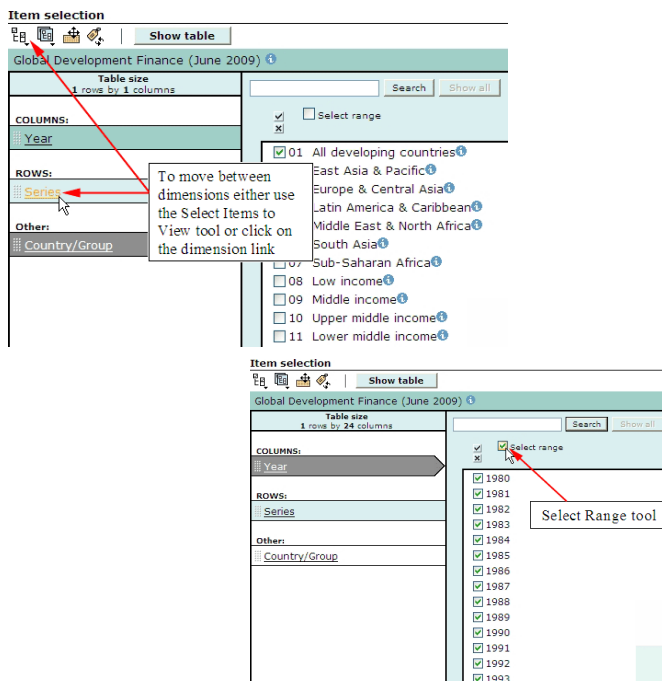
Choose **World Bank** data from the **Direct Links to macro data** drop down list on the ESDS International website. Alternatively use http://esds.mcc.ac.uk/wds_wb/

Input **UK HE/FE Institutional username and password** in the login window. (Note: You will be re-directed to online ESDS registration and special conditions if not yet completed).

In the opening **Reports** screen click on **Global Development Finance <month of release>**



Tip: A small blue 'i' icon indicates summary information about a table or dimension item is available.



Scroll down and select **01 All Developing Countries** from **Country/Groups** dimension.

Click on the **Series** dimension under the heading **Rows** to the left of your screen.

Type **debt** into the search input box and click **Search**.

Scroll down and select **External debt stocks, long-term (DOD, US\$)** by selecting its tick box.

Now select the dimension **Year** under the **Columns** heading.

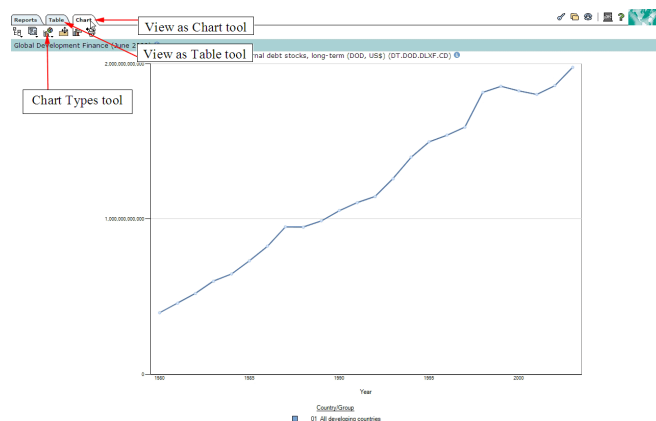
Tick the **Select Range** tool at the top of the screen and tick **1980** then **2003**. This will select all years between and including 1980 - 2003.

You have now completed the Finding and Selecting data stage and can move on to visualising your data.

Stage 2: Visualising the data

Use the **Table** tab at the top of the screen to view the report in table format.

Change the format of the table by dragging and dropping the dimension headings or use the **Set Dimension Order** tool from the set of action icons.



View the report in chart format by selecting the **Chart** tab at the top of the screen.

Use the icons from the top left of the interface to change the chart type and to view a printable version of the chart.

Use **Alt + Print Screen** to save the chart image as right clicking to 'Save picture as' only saves the chart itself and not the chart key or heading.

Stage 3: Downloading the data:

The report must be table format to download to your computer. Click the **Table** option to return to the table view.

Use the **Download** icon and select your desired download format -*.ivt, *.csv, or *.xls.

Congratulations!

Year	1980	1981	1982
External debt stocks, long-term (DOD, US\$) (DT.DOD.DLXF.CD)	396,664,091,000.00	457,884,070,000.00	520,949,499,000.00

You have completed the ESDS International introductory worksheet for Beyond 20/20 WDS using the World Bank's Global Development Finance database. Now you are ready to further explore the functionality of Beyond 20/20 WDS for extracting, manipulating and visualising international data. If you have any queries or feedback, please contact us on international@esds.ac.uk

For further information on the topical and geographical coverage of the Global Development Finance database - please view our comprehensive dataset user guide on the ESDS International website under **Support > User Guides**

Note: All images shown in this worksheet are Copyright © Beyond 20/20Inc. All rights reserved