

Guide to accessing international macro data using Beyond 20/20 Web Data Server: World Bank Africa Development Indicators

ESDS International at Mimas, University of Manchester provides support for and access to the key international datasets produced by Inter-Governmental organisations such as the World Bank. The data is accessed via the delivery software Beyond 20/20 Web Data Server (WDS) and is freely available to UK FE and HE.

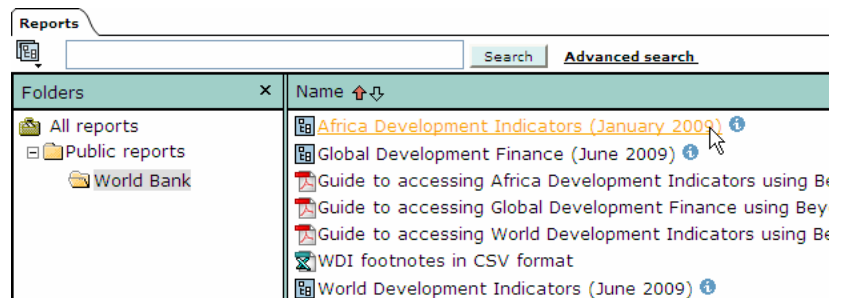
This guide is intended to introduce you to Beyond 20/20 WDS by carrying out a simple research task. The task is: Visualise and download fossil fuel energy consumption (% of total) figures in 1 year intervals from 1990 onwards for five countries using the World Bank's Africa Development Indicators (ADI).

Stage 1: Finding and selecting your data

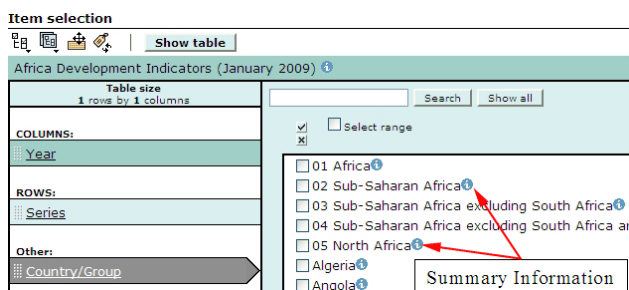
Choose **World Bank data** from the **Direct Links to macro data** drop down list on the ESDS International website. Alternatively use http://esds.mcc.ac.uk/wds_wb/

Input **UK HE/FE Institutional username and password** in the Login window. (Note: You will be re-directed to online ESDS registration and special conditions if not yet completed).

In the opening **Reports** screen click on **Africa Development Indicators <month of release>**



Tip: A small blue 'i' icon indicates summary information about a table or dimension item is available.



Scroll down and select the following **Country/Groups** by ticking check boxes:

- Morocco
- Senegal
- South Africa
- Tunisia
- Zimbabwe

Move onto next dimension - **Series** - by clicking its name under the heading **Rows**. Type **fossil fuel** into the search input box and click **Search**.

The fossil fuel consumption (% of total) series will appear. Select it by ticking the check box next to it.

Now select the dimension **Year** by clicking its name under the heading **Columns**.

Tick the checkbox for **Select Range** then scroll down the year items and tick **1990** and **2008** to select the range between those dates.

You have now completed the Finding and Selecting data stage and can move on to visualising your data.

Stage 2: Visualising the data

Use the **Show Table** tool at the top of the screen to view the report in table format.

In the default table view, only the data from one Country/Group is shown -use the arrows to scroll through the selected Country/Groups.

Year	1990	1991	1992	1993	1994	1995	1996
Fossil fuel energy consumption (% of total) (EG.USE.COMM.FO.ZS)	93.61	92.32	92.70	93.43	93.71	94.32	93.38

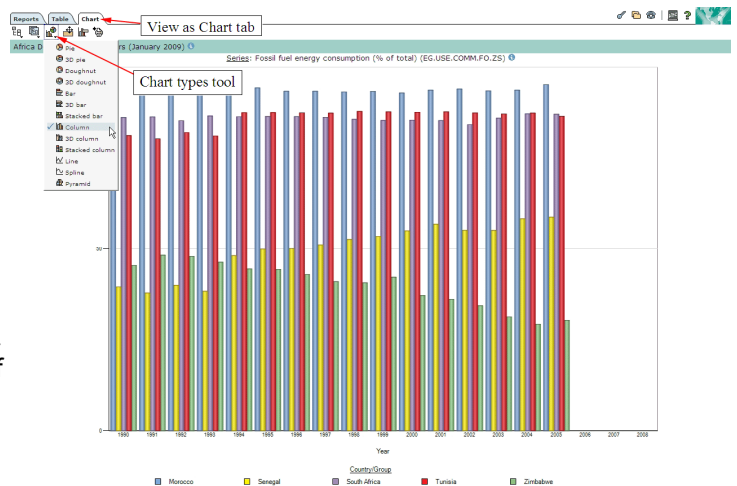
Year	1990	1991	1992	1993	1994	1995	1996
Fossil fuel energy consumption (% of total) (EG.USE.COMM.FO.ZS)	93.61	92.32	92.70	93.43	93.71	94.32	93.38

Change the format of the table by dragging and dropping the **Series** heading over the **Country/ Group** or by using the **Set Dimension Order** tool from the icons in the top left of the interface

Use the **Chart** tab at the top of the screen to view the report in chart format.

Use the various actions icons located at the top left of the interface to change chart type, chart size and to view a printable version of the chart.

Use **Alt + Print Screen** to save the chart image as right clicking to 'Save picture as...' only saves the chart itself and not the chart key or heading.



Stage 3: Downloading the data:

The report must be in table format to download to your pc. Click the **Table** tab to return to table view.

Use the **Download** icon and select your desired download format -*ivt, *csv, or *xls.

Congratulations! You have completed the ESDS International introductory worksheet for Beyond 20/20 WDS using World Banks ADI. Now you are ready to further explore the functionality of Beyond 20/20 WDS for extracting, manipulating and visualising international data. If you have any queries or feedback, please contact us on international@esds.ac.uk

For further information on the topical and geographical coverage of the Africa Development Indicators -please view our comprehensive dataset user guide on the ESDS International website under **Support > User Guides**

Note: All images shown in this worksheet are Copyright © Beyond 20/20Inc. All rights reserved