

Guide to accessing international macro data using Beyond 20/20 Web Data Server: UNIDO Industrial Statistics

ESDS International at Mimas, University of Manchester provides support for and access to the key international datasets produced by Inter-Governmental organisations such as the United Nations Industrial Development Organization (UNIDO). The data is accessed via the delivery software Beyond 20/20 Web Data Server (WDS) and is freely available to UK FE and HE.

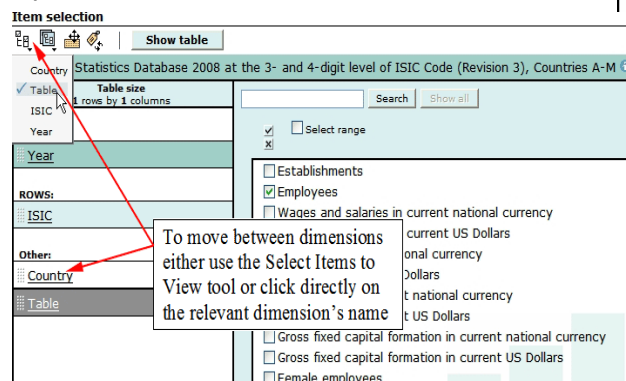
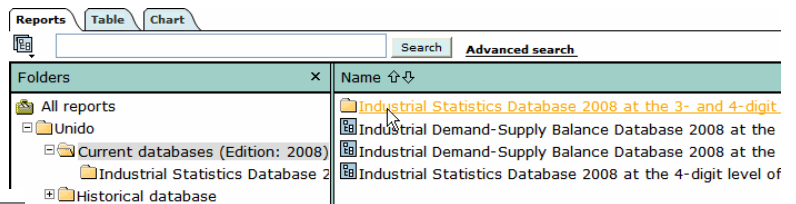
This guide is intended to introduce you to Beyond 20/20 WDS by carrying out a simple research task. The task is: to visualise and download employee information in the motor vehicles industry for France, Italy and Germany from 1992 to 2002 using the UNIDO Industrial Statistics database.

Stage 1: Finding and selecting your data

Choose **UNIDO data** from the **Direct Links to macro data** drop down list on the ESDS International website. Alternatively use http://esds.mcc.ac.uk/wds_unido/

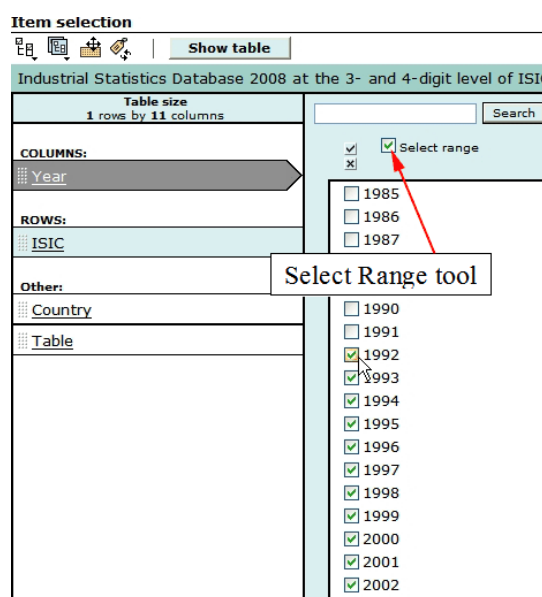
Input **UK HE/FE Institutional username** and **password** in the login window. (Note: You will be re-directed to online ESDS registration and special conditions if not yet completed).

In the opening **Reports** screen click on **Current databases** folder, then **Industrial Statistics Database <2008> at the 3- and 4-digit level of ISIC Code (Revision 3)** and then select the first report with **Countries A-M**.



Select **France, Germany and Italy** by selecting the relevant tick boxes.

Use the **Select items to view** tool to move onto the **ISIC** dimension. Type **3410** into the search box and click **Search**. Place a tick next to **3410 Motor vehicles** to select it.



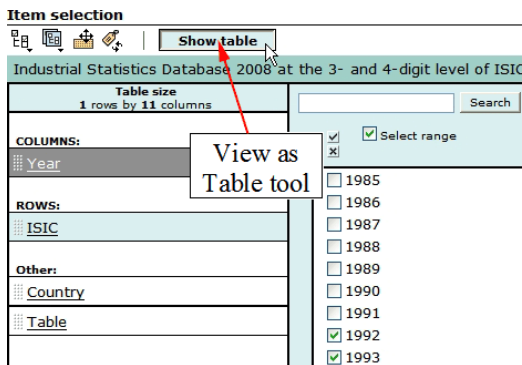
Use the **Select items to view** tool to move onto the dimension **Table** and select **Employees**. Alternatively, you can click directly on the dimension's name under the **Other** heading.

Move onto next dimension **Year** by clicking the **Year** dimension name under the **Columns** heading.

Tick the **Select Range** tool at the top of the screen and tick **1992** then **2002**. This will select all years between 1992 -2002.

You have now completed the Finding and Selecting data stage and can move on to visualising your data.

Stage 2: Visualising the data

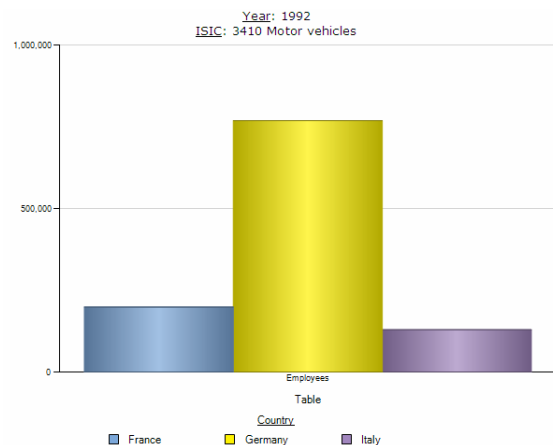
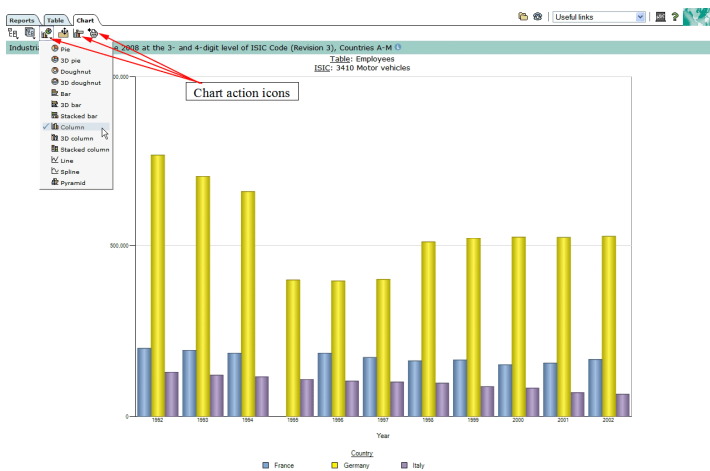


Use the **Show Table** icon at the top of the screen to view the report in table format.

Rearrange the table format by dragging and dropping dimension headings or by using the **Set Dimension Order** tool in the top left corner of the interface.

Note: the position of the dimension headings will determine the data shown in each chart view - see below: one chart shows data for all countries over the 11 year period, the other shows data for all the countries but just in 1992.

View the report in chart format by using the **Chart** tab at the top of the screen.



Use the icons at the top left of the interface to change chart type and to view a printable version of the chart. Use **Alt + Print Screen** to save the chart image as right clicking to 'Save picture as' only saves the chart itself and not the chart key or heading.

Stage 3: Downloading the data:

The report must be in table format to download to your pc. Click the **Table** tab at the top of the screen to return to table view.

Use the **Download** icon at the top left of the interface and select your desired download format -*ivt, *csv, or *xls.

Congratulations! You have completed the ESDS International introductory worksheet for Beyond 20/20 WDS using the UNIDO Industrial Statistics database. Now you are ready to further explore the functionality of Beyond 20/20 WDS for extracting, manipulating and visualising international data. If you have any queries or feedback, please contact us on international@esds.ac.uk

For further information on the topical and geographical coverage of the UNIDO databases -please view our comprehensive dataset user guides on the ESDS International website under **Support > User Guides**

Note: All images shown in this worksheet are Copyright © Beyond 20/20 Inc. All rights reserved