

Guide to accessing international macro data using Beyond 20/20 Web Data Server: United Nations Common Database

ESDS International at MIMAS, University of Manchester provides support for and access to the key international datasets produced by Inter-Governmental organisations such as the United Nations (UN). The data is accessed via the delivery software Beyond 20/20 Web Data Server (WDS) and is freely available to UK FE and HE.

This guide is intended to introduce you to Beyond 20/20 WDS by carrying out a simple research task. The task is: to visualise and download the percentage figures of AIDS/HIV adult infections prevalence in 1999 in Southern African countries using the UN Common Database (UNCDB).

Stage 1: Finding and selecting your data

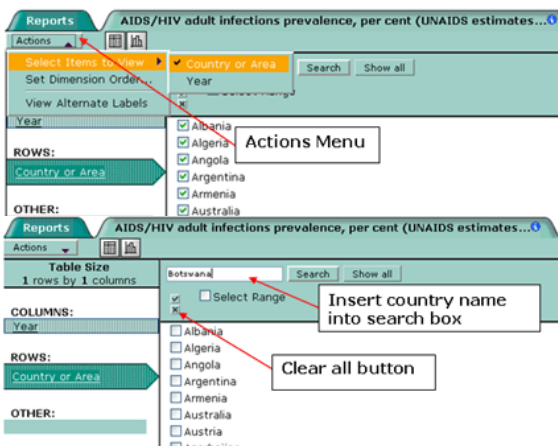
Choose UN Common Database from the Direct Links to macro data drop down list on the ESDS International website. Alternatively use http://esds.mcc.ac.uk/wds_un/

Input UK HE/FE Institutional username and password (Note: You will be re-directed to online ESDS registration and special conditions if not yet completed).

In the opening Reports screen Expand UN Common Database folder and select AIDS/HIV adult infections prevalence, per cent (UNAIDS estimates) [code 29943]



Tip: For source/definitions of each of the UNCDB series, please see the comprehensive dataset user guide at www.esds.ac.uk/international/support/user_guides/un/uncdb.asp.



Use Actions > Select Items to View to move onto the Country or Area dimension.

Use the X Clear all button to remove current selections and scroll down to select the following Countries:

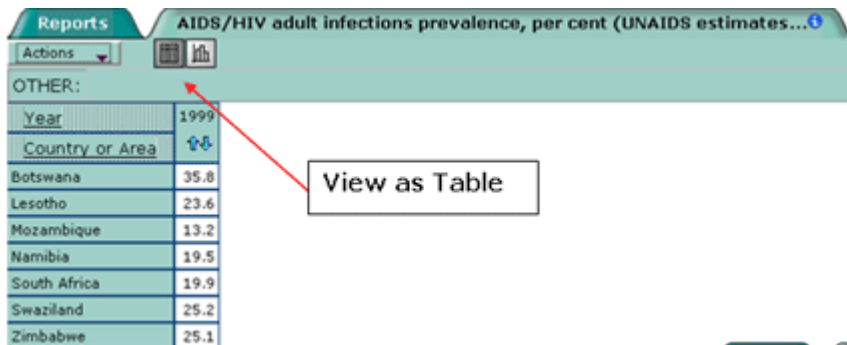
- Botswana
- Lesotho
- Mozambique
- Namibia
- South Africa
- Swaziland
- Zimbabwe

From the Actions option in the toolbar, click on Select items to view > Year. Leave 1999 selected.

You have now completed the Finding and Selecting data stage and can move on to visualising your data.

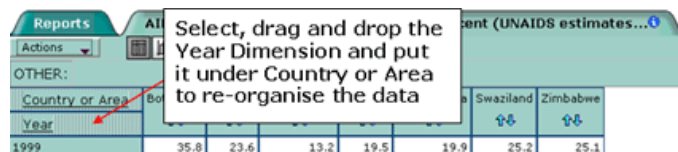
Stage 2: Visualising the data

Use the View as Table tool at the top of the screen to View the report in table format.

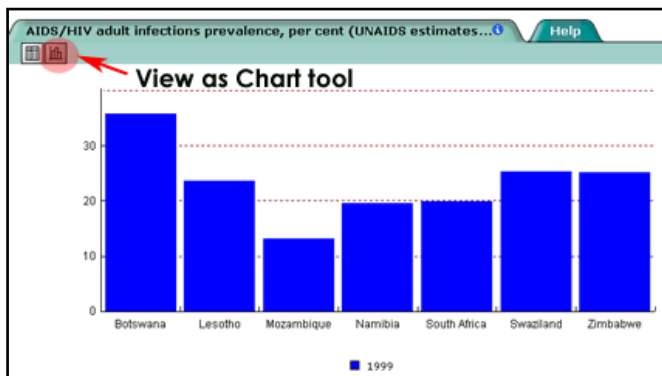


Year	1999
OTHER:	
Country or Area	
Botswana	35.8
Lesotho	23.6
Mozambique	13.2
Namibia	19.5
South Africa	19.9
Swaziland	25.2
Zimbabwe	25.1

Change the format of the table by dragging and dropping the Country or Area dimension heading over the top of the Year dimension.



Country or Area	Year	1999	2000	2001	2002	2003	2004
Swaziland		25.2					
Zimbabwe		25.1					



Use the View as Chart tool at the top of the screen to view the report in chart format.

Use Actions menu to change chart type, chart size and to view a printable version of the chart.

Use Alt + Print Screen to save the chart image as right clicking to 'Save picture as' only saves the chart itself and not the chart key or heading.

Stage 3: Downloading the data:

The report must be table format to download to your pc. Click the View as table option to return to table view.

Use Actions menu > Download report data...and select your desired download format -*ivt, *csv, or *xls.

Congratulations! You have completed the ESDS International introductory worksheet for Beyond 20/20 WDS using UNCDB. Now you are ready to further explore the functionality of Beyond 20/20 WDS for extracting, manipulating and visualising international data. If you have any queries or feedback, please contact us on international@esds.ac.uk

For further information on the topical and geographical coverage of the UNCDB -please view our comprehensive dataset user guide on the ESDS International website under **User Support > User Guides**

Note: All images shown in this worksheet are Copyright © Beyond 20/20Inc. All rights reserved