

## Guide to accessing international macro data using Beyond 20/20 Web Data Server: OECD Structural Analysis (STAN)

ESDS International at Mimas, University of Manchester provides support for and access to the key international datasets produced by Inter-Governmental organisations such as the Organisation of Economic Development (OECD). The data is accessed via the delivery software Beyond 20/20 Web Data Server (WDS) and is freely available to UK FE and HE.

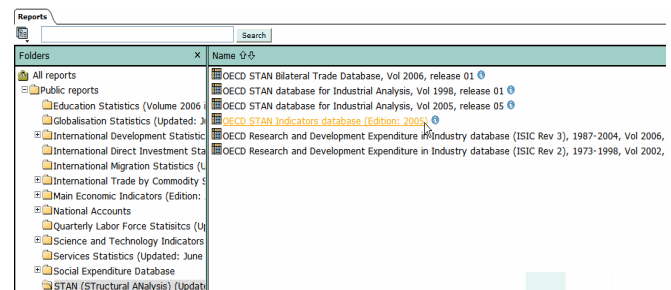
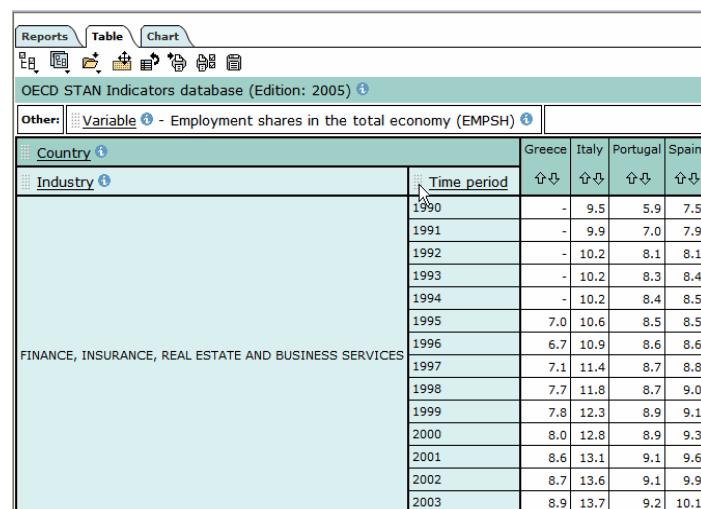
This guide is intended to introduce you to Beyond 20/20 WDS by carrying out a simple research task. The task is: visualise and download data on employment shares in finance, insurance, real estate and business services between 1990-2003, for a select group of European countries.

### Stage 1: Finding and selecting your data

Choose **OECD** from the **Direct Links to macro data** drop down list on the ESDS International website. Alternatively use [http://esds.mcc.ac.uk/wds\\_oecd/](http://esds.mcc.ac.uk/wds_oecd/)

Input **UK HE/FE Institutional username and password** in the login window. (Note: You will be re-directed to online ESDS registration and special conditions if not yet completed).

In the OECD tables, click on **STAN** and then **OECD STAN Indicators database**.

Country	Time period	Greece	Italy	Portugal	Spain
FINANCE, INSURANCE, REAL ESTATE AND BUSINESS SERVICES	1990	-	9.5	5.9	7.5
	1991	-	9.9	7.0	7.9
	1992	-	10.2	8.1	8.1
	1993	-	10.2	8.3	8.4
	1994	-	10.2	8.4	8.5
	1995	7.0	10.6	8.5	8.5
	1996	6.7	10.9	8.6	8.6
	1997	7.1	11.4	8.7	8.8
	1998	7.7	11.8	8.7	9.0
	1999	7.8	12.3	8.9	9.1
	2000	8.0	12.8	8.9	9.3
	2001	8.6	13.1	9.1	9.6
	2002	8.7	13.6	9.1	9.9
	2003	8.9	13.7	9.2	10.1

Select the **Country** dimension either by using the **Select Items to View** icon in the top left hand corner of the screen or click on the **Country** dimension name itself. Use the **Clear All [x]** tool above the list of countries to deselect all items. Place a tick in the boxes next to **Italy, Spain, Greece, and Portugal** to select those countries.

Now click on the **Time Period** dimension in the left hand column. Use the **Clear All** tool to deselect all of the dates and then use the **Select Range** tool and tick 1990 and 2003. This will select all dates within this range.

Choose the **Variable** dimension, clear the current selection and type “employment shares in total economy” into the search box and click **Search**. Select the series by placing a tick next to it.

Finally, select the **Industry** dimension and deselect all using the **Clear All** tool. Again, use the search box to search for ‘finance’. This search should return the ‘industry finance, insurance, real estate and business services’. Select the tick box next to it.

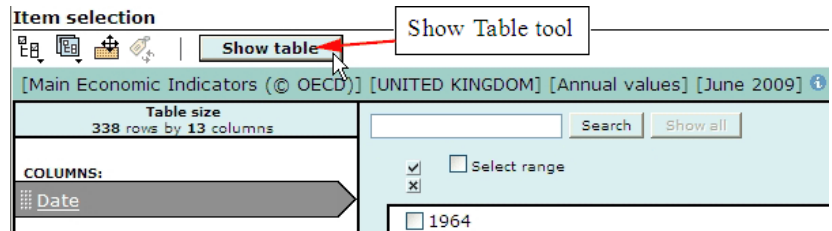
You have now completed the Finding and Selecting data stage and can move on to visualising your data.

## Stage 2: Visualising the data

Use the **Show Table** tool at the top of the screen to view the report in a table format.

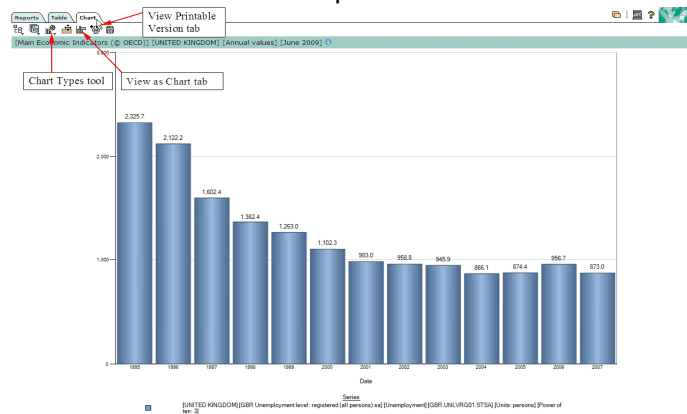
By default the dimension headings are displayed as follows:

- Columns:** Time Period
- Rows:** Industry
- Other:** Country, Variable



**Tip:** To alter the format of the report, simply drag and drop the dimension headings or use the 'Set Dimension Order' tool from the row of icons in the top left of the interface.

Use the **Chart** tab at the top of the screen to view the report in chart format.



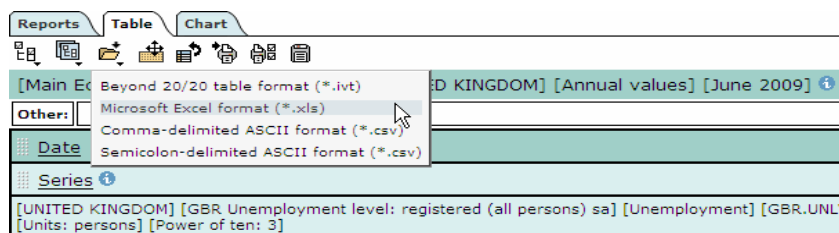
Use the icons from the top left of the interface to change the chart type and to view a printable version of the chart.

Use **Alt + Print Screen** to save the chart image as right clicking to 'Save picture as...' only saves the chart itself and not the chart key or heading.

## Stage 3: Downloading the data:

The report must be in table format to download to your computer. Click the **Table** tab to return to the table view.

Use the **Download** icon and select your desired download format -\*.ivt, \*.csv, or \*.xls.



**Congratulations!** You have completed the ESDS International introductory worksheet for Beyond 20/20 WDS using OECD MEI. Now you are ready to further explore the functionality of Beyond 20/20 WDS for extracting, manipulating and visualising international data. If you have any queries or feedback, please contact us on [international@esds.ac.uk](mailto:international@esds.ac.uk)

For further information on the topical and geographical coverage of OECD Main Economic Indicators -please view our comprehensive dataset user guide on the ESDS International website under **User Support > User Guides**

**Note:** All images shown in this worksheet are Copyright © Beyond 20/20Inc. All rights reserved