

Guide to accessing international macro data using Beyond 20/20 Web Data Server: IMF Government Finance Statistics

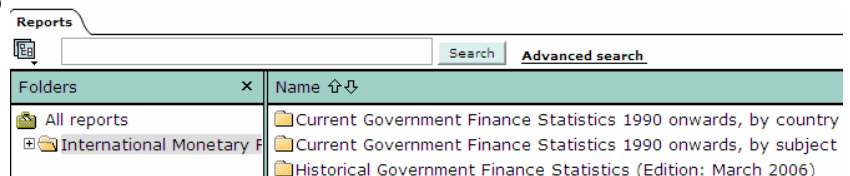
ESDS International at Mimas, University of Manchester provides support for and access to the key international datasets produced by Inter-Governmental organisations such as the International Monetary Fund (IMF). The data is accessed via the delivery software Beyond 20/20 Web Data Server (WDS) and is freely available to UK FE and HE.

This guide is intended to introduce you to Beyond 20/20 WDS by carrying out a simple research task. The task is: to visualise and download State Government cash revenue figures for Argentina for the period 1990 -2004 using the IMF's Government Finance Statistics (GFS).

Stage 1: Finding and selecting your data

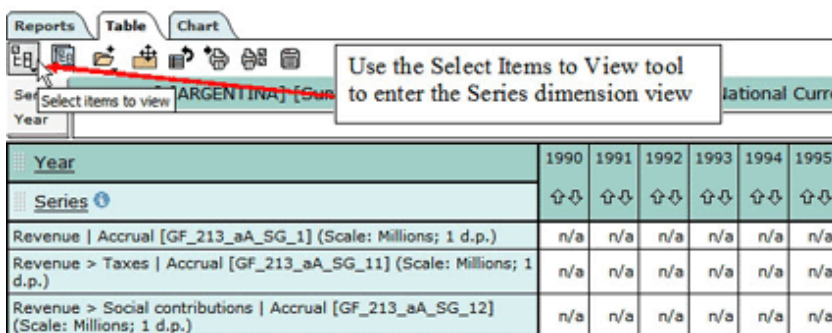
Choose IMF GFS data from the Direct Links to data drop down list on the ESDS International website. Alternatively use http://esds.mcc.ac.uk/wds_gfs/

Input UK HE/FE Institutional username and password in the login window. (Note: You will be re-directed to online ESDS registration and special conditions if not yet completed).



In the opening Reports screen expand the **Current Government Finance Statistics 1990 onwards by country> Argentina** folders and select the report labeled **[GFS release month and year] [Argentina] [Summary Tables 1 or 2] [State Government] [National Currency]**. The report will open in the table view.

Tip: A guide to the GFS dataset can be found at www.esds.ac.uk/international/support/user_guides/imf/gfs.asp.



Use the **Select Items to View** option from the toolbar and select **Series** to enter the Series dimension view.

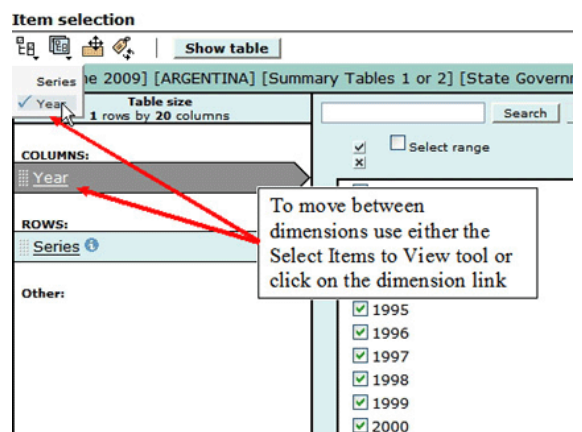
Use the **Clear All** tool and then place a tick in the checkbox next to the series item **Revenue | Cash [GF_213_ca_SG_1] (Scale: Millions; 1 d.p.)**

From the toolbar, click **Select Items to View > Year**.

Use the **Clear All** tool and then tick **Select Range** and click on **1990** tick box followed by **2004** tick box.

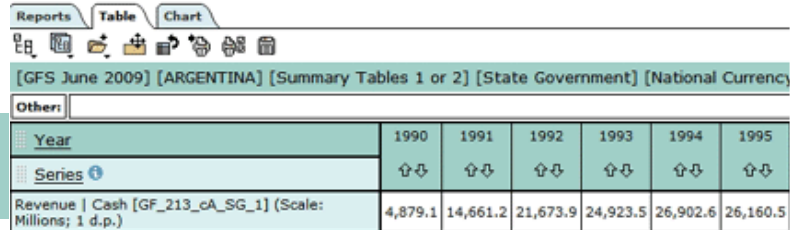
This will select all years within the range specified, i.e. the period from 1990 to 2004.

You have now completed the Finding and Selecting data stage and can move on to visualising your data.



Stage 2: Visualising the data

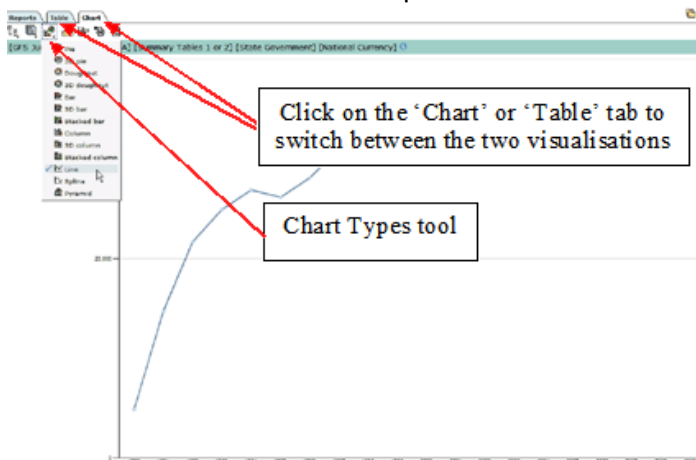
Use the **Show table** tool at the top of the screen to view the report in table format.



Year	1990	1991	1992	1993	1994	1995
Series	↑↓	↑↓	↑↓	↑↓	↑↓	↑↓
Revenue Cash [GF_213_cA_SG_1] (Scale: Millions; 1 d.p.)	4,879.1	14,661.2	21,673.9	24,923.5	26,902.6	26,160.5

Tip: To alter the format of the report, simply drag and drop the dimension headings

Click on the **Chart** tab at the top of the screen to view the report in chart format.



Use **Chart Types** tool to change chart type and chart size.

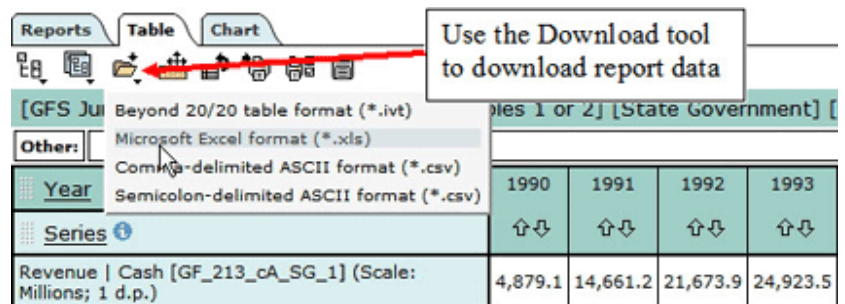
Use **Alt + Print Screen** to save the chart image as right clicking to 'Save picture as' only saves the chart itself and not the chart key or heading.

Tip: The layout i.e. row, column configuration and content is downloaded exactly as it appears on screen so manipulate the data prior to download

Stage 3: Downloading the data:

The report must be table format to download to your pc. Click the **Table** tab at the top of the screen to return to table view.

Use **Download** icon in the toolbar to download report data and select your desired download format -*.ivt, *.csv, or *.xls.



Year	1990	1991	1992	1993
Series	↑↓	↑↓	↑↓	↑↓
Revenue Cash [GF_213_cA_SG_1] (Scale: Millions; 1 d.p.)	4,879.1	14,661.2	21,673.9	24,923.5

Congratulations! You have completed the ESDS International introductory worksheet for Beyond 20/20 WDS using IMF GFS. Now you are ready to further explore the functionality of Beyond 20/20 WDS for extracting, manipulating and visualising international data. If you have any queries or feedback, please contact us on international@esds.ac.uk

For further information on the topical and geographical coverage of the IMF GFS-please view our comprehensive dataset user guide on the ESDS International website under **Support > User Guides**

Note: All images shown in this worksheet are Copyright © Beyond 20/20Inc. All rights reserved